



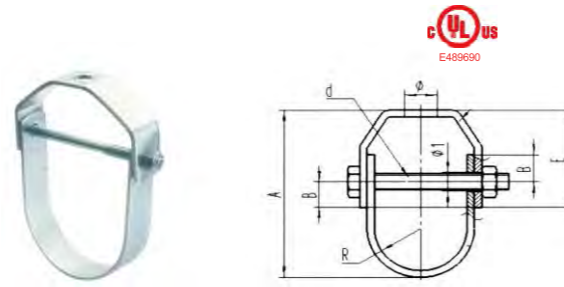
Ⓣ Heavy-Duty Clevis Hanger

Material: Carbon Steel

Finished: Electro-Galvanized & Copper Plated & Colored Epoxy Plated

Size Range: 1/2" through 24"

UL Approved



Cat.No.	Conduit Size		Ø (MM)	Max Load		A (MM)	E (MM)	d (UNC)
	IN	R		LBS	KG			
TPCLH-050	1/2"	12.5	11.0	610	277	68	36	1/4"
TPCLH-075	3/4"	15.5	11.0	610	277	83	36	1/4"
TPCLH-100	1"	18.5	11.0	610	277	84	42	1/4"
TPCLH-125	1 1/4"	22.5	11.0	610	277	102	45	1/4"
TPCLH-150	1 1/2"	27.0	11.0	610	277	108	50	1/4"
TPCLH-200	2"	32.5	11.0	610	277	122	56	1/4"
TPCLH-250	2 1/2"	39.0	14.2	1130	513	142	80	3/8"
TPCLH-300	3"	47.5	14.2	1130	513	162	78	3/8"
TPCLH-350	3 1/2"	54.5	14.2	1130	513	171	80	3/8"
TPCLH-400	4"	62.0	17.2	1130	513	205	92	3/8"
TPCLH-500	5"	75.0	17.2	1430	649	222	80	1/2"
TPCLH-600	6"	87.7	21.0	1940	880	262	92	1/2"
TPCLH-800	8"	114	23.0	2000	907	316	85	5/8"
TPCLH-1000	10"	142	23.0	3600	1633	392	120	3/4"
TPCLH-1200	12"	168	23.0	3800	1724	457	120	3/4"
TPCLH-1400	14"	180	26.0	4200	1905	511	114	7/8"
TPCLH-1600	16"	205	26.0	4200	1905	557	114	1"
TPCLH-1800	18"	230	29.0	4800	2177	635	135	1-1/8"
TPCLH-2000	20"	255	32.0	4800	2177	699	135	1-1/4"
TPCLH-2400	24"	307	32.0	4800	2177	806	155	1-1/4"

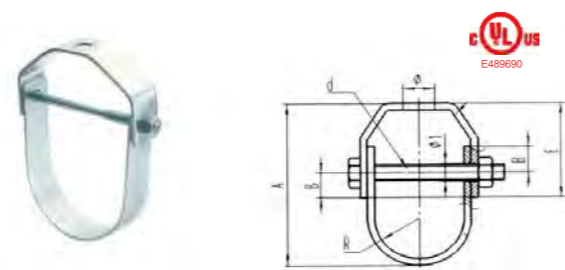
Ⓣ Light-Duty Clevis Hanger

Material: Carbon Steel

Finished: Electro-Galvanized & Copper Plated & Colored Epoxy Plated

Size Range: 1/2" through 4"

UL Approved



Cat.No.	Conduit Size		Ø (MM)	Max Load		A (MM)	E (MM)	d (UNC)
	IN	R		LBS	KG			
LDCH-050L	1/2"	12.5	11.0	250	113	60	24	1/4"
LDCH-075L	3/4"	15.5	11.0	250	113	67	30	1/4"
LDCH-100L	1"	18.5	11.0	250	113	75	30	1/4"
LDCH-125L	1 1/4"	22.5	11.0	250	113	84	30	1/4"
LDCH-150L	1 1/2"	27.0	11.0	250	113	92	30	1/4"
LDCH-200L	2"	32.5	11.0	250	113	103	30	1/4"
LDCH-250L	2 1/2"	39.0	14.2	350	159	136	51	3/8"
LDCH-300L	3"	47.5	14.2	350	159	152	51	3/8"
LDCH-350L	3 1/2"	54.5	14.2	350	159	168	52	3/8"
LDCH-400L	4"	62.0	17.2	400	181	190	52	3/8"

Ⓣ Swivel Band Hanger

Material: Carbon Steel

Finished: Pre-Galvanized & Electro-Galvanized Copper Plated & Colored Epoxy Plated

Size Range: 1/2" through 8"

UL Approved

UNC and Metric Thread for choose



Cat.No.	Conduit Size		Road Size		A (MM)	Ø (MM)	Max Load		Width & Thick (mm)
	IN	MM	IN	MM			LBS	KG	
TPBH-050	1/2"	21.34	3/8"	M10	54.50	41.50	300	136	16X1.2
TPBH-075	3/4"	26.67	3/8"	M10	60.50	45.34	300	136	16X1.2
TPBH-100	1"	33.40	3/8"	M10	64.16	47.73	300	136	16X1.2
TPBH-125	1 1/4"	42.16	3/8"	M10	70.74	54.31	300	136	16X1.2
TPBH-150	1 1/2"	48.26	3/8"	M10	74.01	57.58	300	136	16X1.2
TPBH-200	2"	60.33	3/8"	M10	82.59	66.16	300	136	16X1.2
TPBH-250	2 1/2"	73.03	3/8"	M10	104.5	88.69	600	270	22X1.5
TPBH-300	3"	88.90	3/8"	M10	112.5	96.12	600	270	22X1.5
TPBH-350	3 1/2"	101.6	3/8"	M10	120.5	100.5	600	270	22X1.5
TPBH-400	4"	114.3	3/8"	M10	126.9	110.7	1000	453	22X1.5
TPBH-500	5"	141.3	1/2"	M12	145.5	135.7	1000	453	19X2.5
TPBH-600	6"	168.3	1/2"	M12	173.2	154.1	1200	544	19X2.5
TPBH-800	8"	219.3	1/2"	M12	211.5	192.4	1200	544	19X2.5

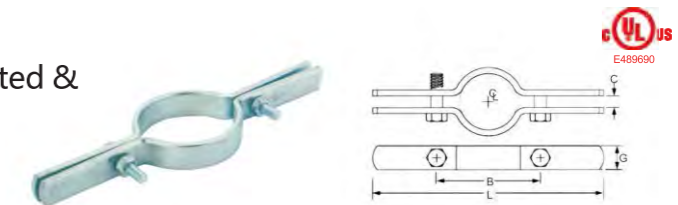
Ⓣ Riser Clamps

Material: Carbon Steel

Finished: Electro-Galvanized & Copper Plated & Colored Epoxy Plated

Size Range: 1/2" through 24"

UL Approved



Cat.No.	Conduit Size		Width		Thick		Length(L)		Max Load		Bolt Size (Inch)
	IN	MM	IN	MM	GA	MM	IN	MM	LBS	KG	
TP-050	1/2"	21.34	1.0	25	8Ga	4.0	8-5/8"	219	220	100	3/8"x1-1/4"
TP-075	3/4"	26.67	1.0	25	8Ga	4.0	8-13/16"	223	220	100	3/8"x1-1/4"
TP-100	1"	33.40	1.0	25	8Ga	4.0	9"	228	220	100	3/8"x1-1/4"
TP-125	1 1/4"	42.16	1.0	25	8Ga	4.0	9-1/4"	234	250	110	3/8"x1-1/4"
TP-150	1 1/2"	48.26	1.0	25	8Ga	4.0	10"	254	250	110	3/8"x1-1/2"
TP-200	2"	60.33	1.0	25	8Ga	4.0	10-1/4"	260	300	136	3/8"x1-1/2"
TP-250	2 1/2"	73.03	1.0	25	3Ga	6.0	11	279	400	180	3/8"x1-1/2"
TP-300	3"	88.90	1.0	25	3Ga	6.0	11-3/4"	298	500	220	3/8"x1-1/2"
TP-350	3 1/2"	101.6	1.0	25	3Ga	6.0	12-1/2"	317	600	270	1/2"x1-3/4"
TP-400	4"	114.3	1.0	25	3Ga	6.0	13	330	750	330	1/2"x1-3/4"
TP-500	5"	141.3	1.5	38	3Ga	6.0	14-1/8"	258	1500	670	1/2"x1-3/4"
TP-600	6"	168.3	1.5	38	3Ga	6.0	15-3/8"	390	1600	720	1/2"x2
TP-800	8"	219.3	1.5	38	3/8"	10.0	18-5/8"	473	2500	1100	5/8"x2-1/2"
TP-1000	10"	273.1	2.0	50	3/8"	10.0	20-5/8"	523	2500	1100	5/8"x2-1/2"
TP-1200	12"	325.8	2.0	50	1/2"	12.0	23"	584	2700	1200	5/8"x2-1/2"
TP-1400	14"	357.8	2.0	50	1/2"	12.0	24-1/2"	622	2700	1200	5/8"x2-1/2"
TP-1600	16"	409.9	2.5	64	5/8"	16.0	27"	685	2900	1300	3/4"x3"
TP-1800	18"	459.9	2.5	64	5/8"	16.0	29"	736	2900	1300	3/4"x3"
TP-2000	20"	512.0	3.0	64	5/8"	16.0	31-5/8"	803	2900	1300	3/4"x3"

H

HANGERS & SUPPORTS

H

HANGERS & SUPPORTS

H1

H2